

Zanubrutinib vs Ibrutinib in Relapsed/Refractory Chronic Lymphocytic Leukemia and Small Lymphocytic Lymphoma (R/R CLL/SLL): Impact on Health-Related Quality of Life (HRQoL)

Luis Felipe Casado Montero,¹ Nicole Lamanna,² Susan M. O'Brien,³ Constantine S. Tam,⁴ Lugui Qiu,⁵ Keri Yang,⁶ Ken Wu,⁶ Tommi Salmi,⁷ Gisoo Barnes,⁶ Jennifer R. Brown⁸

¹Hospital General Universitario de Toledo, Toledo, Spain; ²Herbert Irving Comprehensive Cancer Center, Columbia University, New York, NY, USA; ³Chao Family Comprehensive Cancer Center, University of California, Irvine, CA, USA; ⁴The Alfred Hospital, Melbourne, Victoria, Australia; Monash University, Melbourne, Victoria, Australia; ⁵Department of Hematology and Bone Marrow Transplantation, Poznan University of Medical Sciences, Poznan, Poland; ⁶BeiGene USA, Inc., San Mateo, CA, USA; ⁷BeiGene International, GmbH, Basel, Switzerland; ⁸Department of Medical Oncology, Dana-Farber Cancer Institute, Boston, MA, USA

Disclosures

Luis Felipe Casado Montero: Advisory, consultancy, and research funding: Janssen, Roche, AbbVie, BeiGene, AstraZeneca, and Loxo

Nicole Lamanna: Received research funding from Loxo, Juno, Oncternal, Verastem, TG Therapeutics, MingSight, and Octapharma and has been in a consulting role for AbbVie, AstraZeneca, BeiGene, Genentech, Celgene, Gilead, Janssen, and Pharmacyclics

Susan M. O'Brien: Consultant for AbbVie, Alexion, Amgen, Aptose Biosciences, Astellas, AstraZeneca, Autolus, Bristol Myers Squibb, Celgene, DynaMed, Eli Lilly and Company, Gilead, GlaxoSmithKline, Janssen Oncology, Johnson and Johnson, Juno Therapeutics, MEI Pharma, Inc., Merck, NOVA Research, Pfizer, Pharmacyclics, TG Therapeutics, Vaniyam, Verastem, and Vida Ventures and received research funding from Acerta, Alliance, BeiGene, Caribou Biosciences, Inc., Gilead, Kite, Loxo, Mustang, Nurix Therapeutics, Inc., Pfizer, Pharmacyclics, Regeneron Pharmaceuticals, and TG Therapeutics

Constantine S. Tam: Research funding from Janssen and AbbVie and received honoraria from Janssen, AbbVie, BeiGene, Novartis, and Roche

Lugui Qiu: Consultant for BeiGene, Pfizer, AstraZeneca, Janssen; has served on the speaker's bureaus for BeiGene, Pfizer, AstraZeneca, Janssen, and Roche

Keri Yang, Ken Wu, Tommi Salmi, and Gisoo Barnes: Employee of BeiGene and may own company stock/stock options

Jennifer R. Brown: Consultant for AbbVie, Acerta/AstraZeneca, Alloplex Biotherapeutics, BeiGene, Genentech/Roche, Grifols Worldwide Operations, HUTCHMED, iOnctura, Kite, Loxo/Lilly, Merck, Numab Therapeutics, Pfizer, and Pharmacyclics; received research funding from BeiGene, Gilead, iOnctura, Loxo/Lilly, MEI Pharma, SecuraBio, and TG Therapeutics

Background

- Symptoms that patients with CLL and SLL experience have a negative impact on patients' HRQoL^{1,2}
- The ALPINE trial (NCT03734016), a randomized, open-label, multi-country phase 3 study, compared zanubrutinib with ibrutinib in patients with R/R CLL/SLL³
- The final PFS analysis (August 8, 2022 cutoff date), at a median follow-up of 29.6 months, showed that zanubrutinib demonstrated superior PFS to ibrutinib and continued to show improved ORR⁴
 - ORR: 86.2 vs 75.7%; nominal 2-sided $P=.0007$
 - PFS: HR: 0.65 (95% CI, 0.49–0.86); 2-sided $P=.0024$

Objective: To assess HRQoL, as a secondary objective, in patients treated with zanubrutinib or ibrutinib in the ALPINE trial

1. Eichhorst B, et al. *Ann Oncol*. 2021;32(1):23-33; 2. Holtzer-Goor KM, et al. *Qual Life Res*. 2015;24(12):2895-2906; 3. Hillmen P, et al. *Future Oncol*. 2020;16(10):517-523; 4. Brown JR, et al. *N Engl J Med*. 2023;388(4):319-332.
CLL, chronic lymphocytic leukemia; HR, hazard ratio; HRQoL, health-related quality of life; ORR, overall response rate; PFS, progression free survival; R/R, relapsed/refractory; SLL, small lymphocytic lymphoma.

Study Design

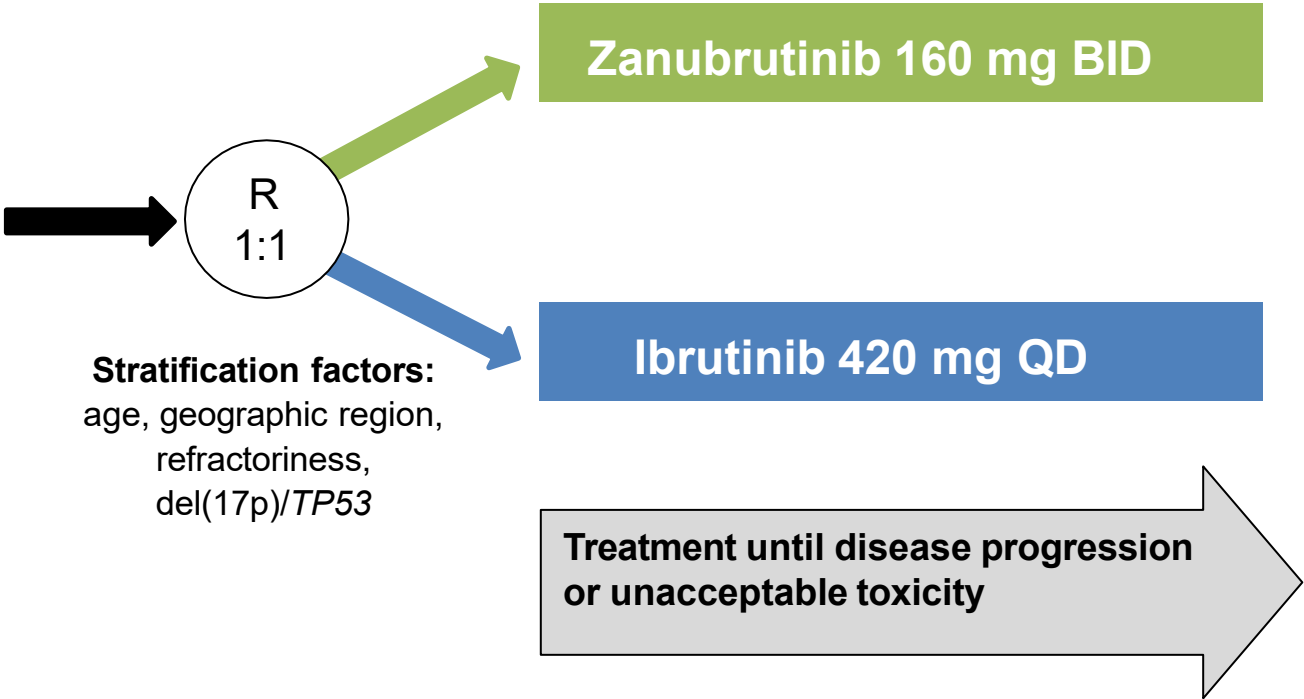
R/R CLL/SLL with ≥ 1 prior treatment
(Planned N=600, Actual N=652)

Key Inclusion Criteria

- R/R to ≥ 1 prior systemic therapy for CLL/SLL
- Measurable lymphadenopathy by CT or MRI
- ECOG PS ≤ 2

Key Exclusion Criteria

- Prior BTK inhibitor therapy
- Treatment with warfarin or other vitamin K antagonists



BID, twice a day; BTK, Bruton's tyrosine kinase; CLL, chronic lymphocytic leukemia; ECOG PS, Eastern Cooperative Oncology Group performance status; mg, milligram; QD, daily; R, randomized; R/R, relapsed/refractory; SLL, small lymphocytic lymphoma.

HRQoL Assessments and Endpoints

- Key clinical cycles were cycles 7 (6 months) and 13 (12 months)
- Key PRO endpoints, i.e., the most relevant disease and treatment scales, measured by EORTC QLQ-C30 were:
 - Global health status (GHS)
 - Physical functioning
 - Role functioning
 - Four symptoms: fatigue, pain, nausea/vomiting, and diarrhea
 - GHS and functioning scales: higher scores indicate better HRQoL; higher scores on the symptom scales indicate worsening HRQoL

Statistical Analyses

- Changes from baseline for all the EORTC QLQ-C30 scales and EQ-5D-5L's VAS scores were analyzed descriptively using means and SDs
- A mixed model for repeated measures (MMRM) compared changes in the PRO endpoints from baseline between the treatment groups at cycles 7 and 13
 - MMRM analyses were conducted only for the predefined key PRO endpoints, in accordance with FDA/EMA requirements
- Clinically meaningful change was defined as a ≥ 5 -point mean difference from baseline

Patient Demographic and Clinical Characteristics

| | Zanubrutinib (n=327) | Ibrutinib (n=325) |
|---|-------------------------|----------------------|
| Age, median (range) | 67 (35-90) | 68 (35-89) |
| ≥65 years, n (%) | 201 (61.5) | 200 (61.5) |
| Male, n (%) | 213 (65.1) | 232 (71.4) |
| ECOG PS ≥1, n (%) | 198 (60.6) | 203 (62.5) |
| Prior lines of systemic therapy, median (range) | 1 (1-6) | 1 (1-12) |
| >3 prior lines, n (%) | 24 (7.3) | 30 (9.2) |
| del(17p) and/or TP53mut, n (%) | 75 (22.9) | 75 (23.1) |
| del(17p) | 45 (13.8) | 50 (15.4) |
| TP53mut without del(17p) | 30 (9.2) | 25 (7.7) |
| del(11q), n (%) | 91 (27.8) | 88 (27.1) |
| IGHV mutational status, n (%) | | |
| Mutated | 79 (24.2) | 70 (21.5) |
| Unmutated | 239 (73.1) | 239 (73.5) |
| Complex karyotype ^a | 56 (17.1) | 70 (21.5) |
| Bulky disease (≥5 cm), n (%) | 145 (44.3) | 149 (45.8) |

Demographics and baseline characteristics were generally balanced across arms

^aComplex karyotype is defined as having ≥3 abnormalities.
ECOG PS, Eastern Cooperative Oncology Group performance status; IGHV, immunoglobulin heavy chain.

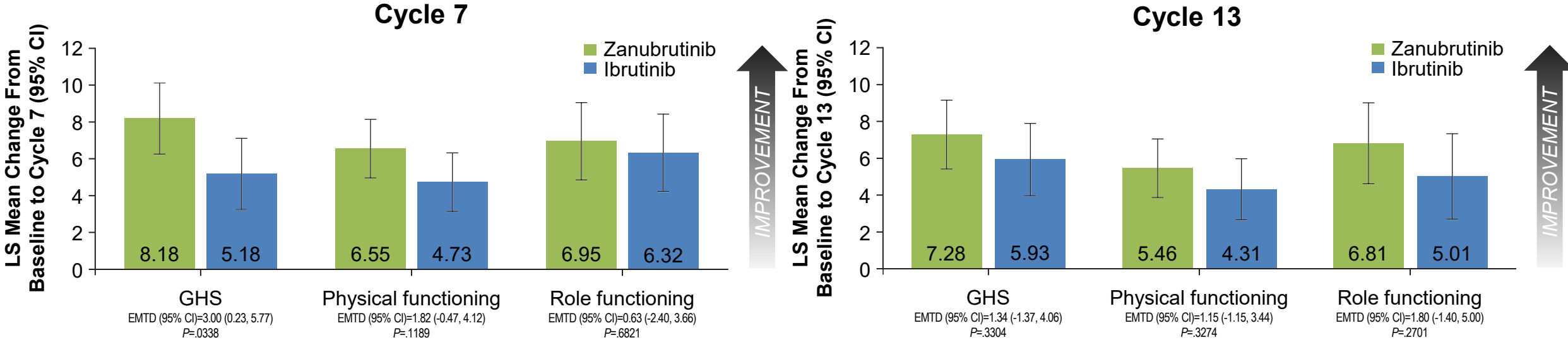
Adjusted Completion Rates

| | | Zanubrutinib (n=327) | Ibrutinib (n=325) |
|----------|---|-------------------------|----------------------|
| Baseline | Number of patients | 327 | 325 |
| | Number of completed questionnaires | 315 | 312 |
| | Completion rate (%) ^a | 315 (96.3) | 312 (96.0) |
| | Adjusted completion rate (%) ^b | 315 (96.3) | 312 (96.0) |
| Cycle 7 | Number of patients | 307 | 292 |
| | Number of completed questionnaires | 275 | 256 |
| | Completion rate (%) ^a | 275 (84.1) | 256 (78.8) |
| | Adjusted completion rate (%) ^b | 275 (89.6) | 256 (87.7) |
| Cycle 13 | Number of patients | 296 | 271 |
| | Number of completed questionnaires | 279 | 250 |
| | Completion rate (%) ^a | 279 (85.3) | 250 (76.9) |
| | Adjusted completion rate (%) ^b | 279 (94.3) | 250 (92.3) |

The adjusted completion rates were high (>87%) in both treatment groups at each assessment timepoint

^aCompletion rate: number of patients completed questionnaire/total number of patients in relevant treatment arm. ^bAdjusted completion rate: number of patients completed questionnaire/total number of patients in study at relevant visits in relevant treatment arm.

LS Mean Change From Baseline for EORTC QLQ-C30 in GHS and Functioning Scales

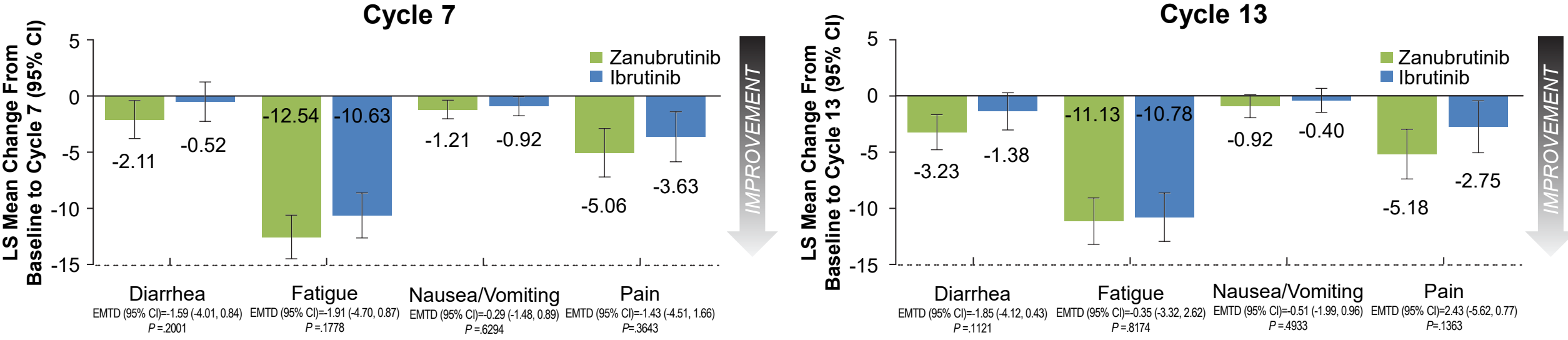


Both arms improved from baseline to both cycle 7 and cycle 13

All improvements were clinically meaningful for the zanutrutinib arm

CI, confidence interval; EMTD, estimated mean treatment difference; EORTC QLQ-C30, European Organisation for Research and Treatment of Cancer Quality of Life Questionnaire – Core 30; GHS, global health status; LS, least squares.

LS Mean Change From Baseline for EORTC QLQ-C30 in Symptom Scales



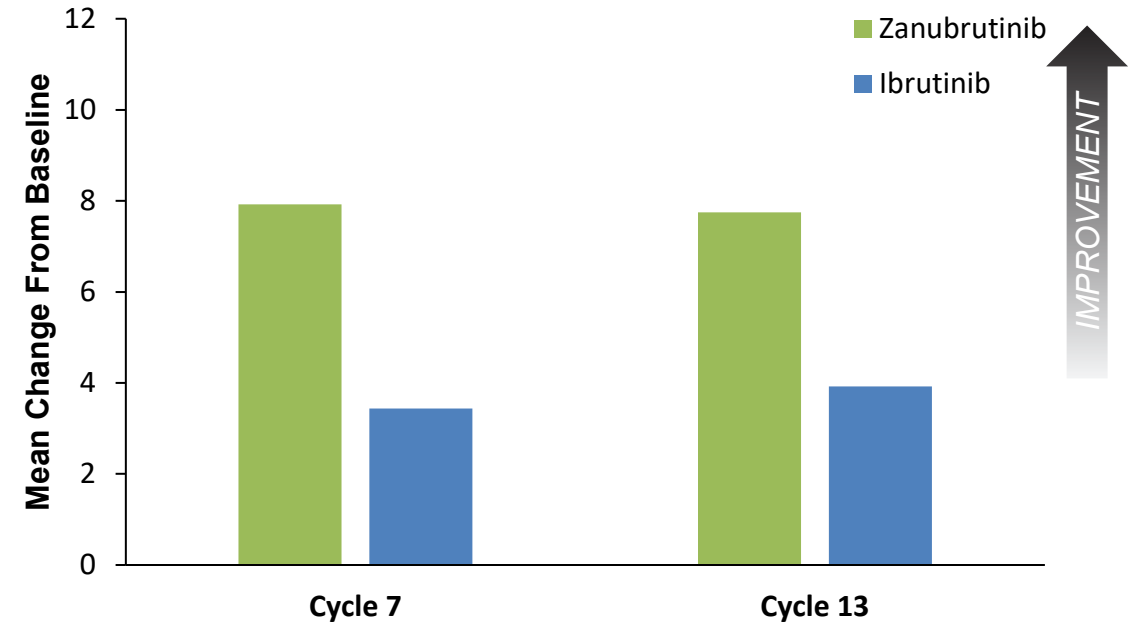
Both arms experienced a decrease in fatigue and pain, with the zanutrutinib arm experiencing clinically meaningful improvements in both symptoms at both cycles

More improvement was observed for diarrhea in the zanutrutinib arm

CI, confidence interval; EMTD, estimated mean treatment difference; EORTC QLQ-C30, European Organisation for Research and Treatment of Cancer Quality of Life Questionnaire – Core 30; LS, least squares.

EQ-VAS

- At baseline, the EQ-VAS scores were similar between treatment arms
 - Zanubrutinib: mean (SD): 70.79 (19.40)
 - Ibrutinib: mean (SD): 72.59 (17.38)
- The mean change from baseline in the EQ-VAS demonstrated more improvement with zanubrutinib to cycle 13
- At cycle 7
 - Zanubrutinib: mean change from baseline (SD): 7.92 (18.25)
 - Ibrutinib: mean change from baseline (SD): 3.44 (16.97)
- At cycle 13
 - Zanubrutinib: mean change from baseline (SD): 7.75 (18.81)
 - Ibrutinib: mean change from baseline (SD): 3.92 (16.78)



Conclusions

- Results at 6 and 12 months suggest treatment with zanubrutinib positively affected and improved HRQoL outcomes in patients with R/R CLL/SLL
 - Clinically meaningful improvements from baseline were observed for GHS, physical and role functioning, fatigue and pain in the zanubrutinib arm at 6 and 12 months
- Given the generally good HRQoL at baseline in both arms, the differences between the arms were not significant
- Long-term follow-up as well as additional analyses linking PRO endpoints to clinical outcomes will further determine the full extent to which zanubrutinib improves patient HRQoL

Acknowledgements

- We would like to thank the investigators, site support staff, and especially the patients for participating in this study
- This study was sponsored by BeiGene, Ltd. Medical writing support, under the direction of the authors, was provided by Steven Moore, PhD, and Smitha Reddy, PhD, of Envision Pharma Group, and was funded by BeiGene

Correspondence

Luis Felipe Casado Montero
Hospital General Universitario de Toledo
Toledo, Spain
fcasadom@sescam.jccm.es

Backup Slides

Results of Descriptive Analysis

| | | Zanubrutinib (n=327) | Ibrutinib (n=325) |
|-----------------------|-----------|-------------------------|----------------------|
| Global health status | Cycle 7 | | |
| | Mean (SD) | 8.45 (18.904) | 4.62 (20.278) |
| | Cycle 13 | | |
| | Mean (SD) | 8.18 (20.732) | 5.05 (18.900) |
| Appetite loss | Cycle 7 | | |
| | Mean (SD) | -6.18 (23.617) | -4.82 (23.399) |
| | Cycle 13 | | |
| | Mean (SD) | -7.02 (21.913) | -4.12 (22.427) |
| Cognitive functioning | Cycle 7 | | |
| | Mean (SD) | 3.15 (15.862) | 1.16 (16.064) |
| | Cycle 13 | | |
| | Mean (SD) | 1.43 (15.456) | 1.39 (16.372) |
| Constipation | Cycle 7 | | |
| | Mean (SD) | -1.94 (19.217) | -1.30 (18.625) |
| | Cycle 13 | | |
| | Mean (SD) | -2.26 (19.111) | -1.59 (15.409) |
| Diarrhea | Cycle 7 | | |
| | Mean (SD) | -3.15 (17.733) | 0.78 (16.874) |
| | Median | 0.00 | 0.00 |
| | Cycle 13 | | |
| | Mean (SD) | -4.40 (18.083) | 0.00 (17.127) |
| | Dyspnea | | |
| | Cycle 7 | | |
| | Mean (SD) | -9.94 (22.564) | -7.42 (22.512) |
| | Cycle 13 | | |
| | Mean (SD) | -7.89 (24.517) | -6.37 (23.741) |

SD, standard deviation.

Results of Descriptive Analysis

| | | Zanubrutinib (n=327) | Ibrutinib (n=325) |
|------------------------|-----------|-------------------------|----------------------|
| Emotional functioning | Cycle 7 | | |
| | Mean (SD) | 5.79 (17.471) | 3.10 (17.507) |
| | Cycle 13 | | |
| | Mean (SD) | 5.54 (17.472) | 5.48 (15.728) |
| Fatigue | Cycle 7 | | |
| | Mean (SD) | -12.63 (21.292) | -10.24 (22.357) |
| | Cycle 13 | | |
| | Mean (SD) | -11.59 (23.344) | -9.65 (21.849) |
| Financial difficulties | Cycle 7 | | |
| | Mean (SD) | -4.24 (21.925) | -3.50 (20.000) |
| | Cycle 13 | | |
| | Mean (SD) | -5.36 (23.253) | -6.27 (19.608) |
| Insomnia | Cycle 7 | | |
| | Mean (SD) | -7.64 (26.145) | -5.47 (26.330) |
| | Cycle 13 | | |
| | Mean (SD) | -9.05 (27.171) | -6.91 (27.262) |
| Nausea and vomiting | Cycle 7 | | |
| | Mean (SD) | -0.91 (7.811) | -0.85 (9.920) |
| | Cycle 13 | | |
| | Mean (SD) | -0.83 (8.306) | -0.27 (10.216) |
| Pain | Cycle 7 | | |
| | Mean (SD) | -4.61 (22.220) | -4.13 (23.937) |
| | Cycle 13 | | |
| | Mean (SD) | -5.36 (21.794) | -3.19 (24.377) |
| Physical functioning | Cycle 7 | | |
| | Mean (SD) | 6.65 (16.025) | 4.56 (16.654) |
| | Cycle 13 | | |
| | Mean (SD) | 6.19 (17.382) | 3.75 (14.870) |
| Role functioning | Cycle 7 | | |
| | Mean (SD) | 7.33 (25.901) | 4.86 (22.124) |
| | Cycle 13 | | |
| | Mean (SD) | 7.92 (26.321) | 3.85 (21.822) |
| Social functioning | Cycle 7 | | |
| | Mean (SD) | 5.39 (21.693) | 5.32 (21.293) |
| | Cycle 13 | | |
| | Mean (SD) | 7.20 (20.708) | 6.87 (21.192) |

SD, standard deviation.